

# A Comprehensive Guide to Hand Sewing: Basting, Running Stitches, Patch Sewing, and Ripped Hems

Hand sewing is a versatile and essential skill that can be used for a variety of purposes, from mending clothes to creating beautiful embroidery. In this guide, we will cover four basic hand sewing techniques: basting, running stitches, patch sewing, and ripped hems. These techniques are used in a wide range of sewing projects, from simple repairs to more complex garments.

## Basting

Basting stitches are temporary stitches that are used to hold fabric together before it is sewn permanently. Basting stitches are typically made with a long, loose stitch, and they can be removed easily once the permanent stitches are in place.



## HANDSEWING FOR BEGINNERS: Guide On How To Hand-sew, Basting With Running Stitches, Patch Sewing And Ripped Seam by Lolly Brown

★★★★☆ 4.4 out of 5

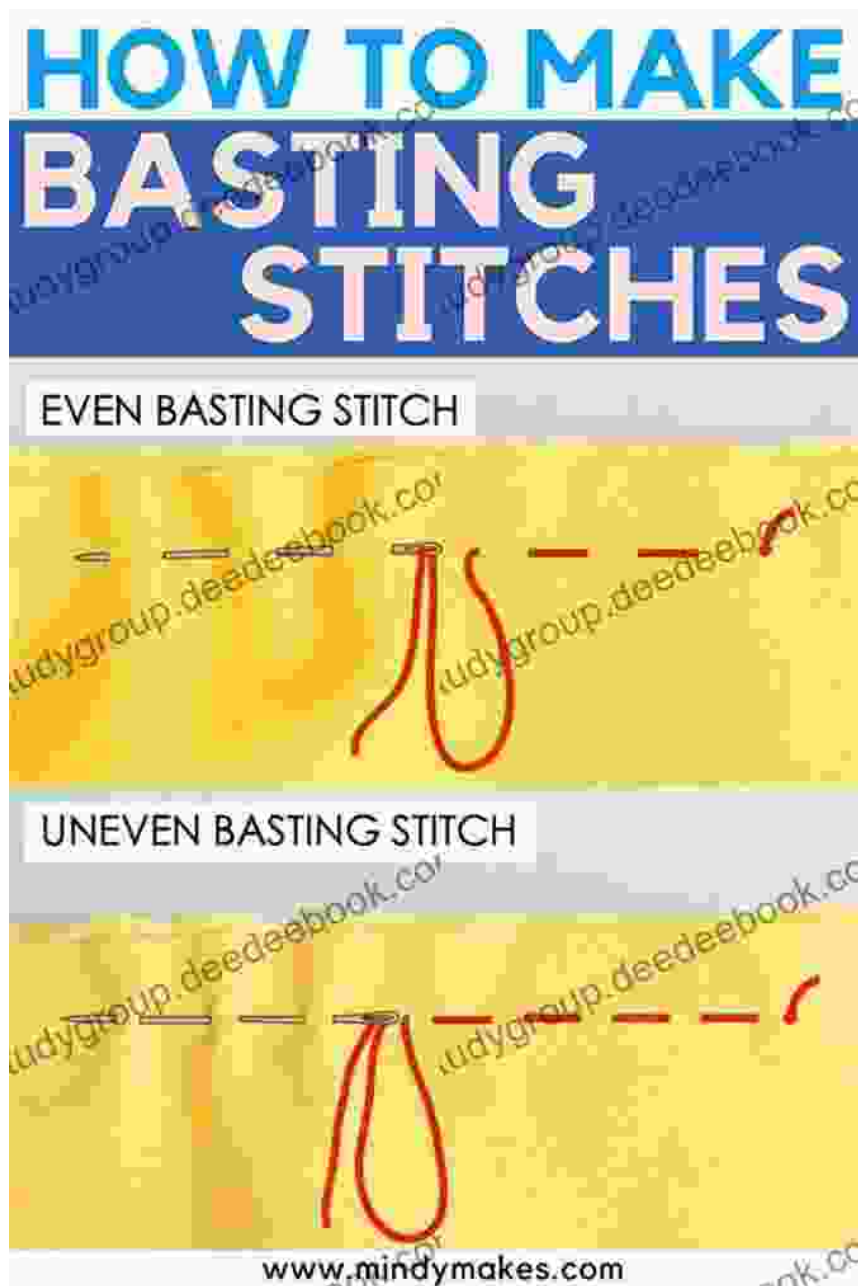
Language : English  
File size : 564 KB  
Text-to-Speech : Enabled  
Screen Reader : Supported  
Enhanced typesetting : Enabled  
Print length : 14 pages  
Lending : Enabled

FREE

DOWNLOAD E-BOOK



To baste, thread a needle with a single strand of thread and knot the end. Insert the needle into the fabric at the edge of the seam allowance, and then bring it up through the fabric about 1/2 inch away. Take another stitch 1/2 inch away, and continue stitching in this manner until the entire seam allowance has been basted.



## Running Stitches

Running stitches are the most basic type of hand sewing stitch. Running stitches are used to sew seams, attach appliqués, and embroider designs.

To sew a running stitch, thread a needle with a single strand of thread and knot the end. Insert the needle into the fabric at the edge of the seam allowance, and then bring it up through the fabric about 1/4 inch away. Take another stitch 1/4 inch away, and continue stitching in this manner until the entire seam allowance has been sewn.



## Patch Sewing

Patch sewing is a technique used to repair holes or tears in fabric. To patch a hole, cut a piece of fabric that is slightly larger than the hole. Place the patch over the hole, and then use a needle and thread to sew the patch in place.

To sew a patch, thread a needle with a double strand of thread and knot the end. Insert the needle into the fabric at the edge of the patch, and then bring it up through the fabric about 1/4 inch away. Take another stitch 1/4 inch away, and continue stitching in this manner until the entire patch has been sewn in place.



## **Ripped Hems**

Ripped hems are a popular way to add a casual touch to a garment. To rip a hem, simply cut the fabric along the edge of the hem, being careful not to cut through the seam allowance. Once the hem is ripped, you can use a needle and thread to sew it back in place.

To sew a ripped hem, thread a needle with a single strand of thread and knot the end. Insert the needle into the fabric at the edge of the hem, and then bring it up through the fabric about 1/4 inch away. Take another stitch

1/4 inch away, and continue stitching in this manner until the entire hem has been sewn in place.



Hand sewing is a versatile and essential skill that can be used for a variety of purposes. In this guide, we have covered four basic hand sewing techniques: basting, running stitches, patch sewing, and ripped hems. These techniques are used in a wide range of sewing projects, from simple


repairs to more complex garments. With a little practice, you can master these techniques and use them to create beautiful and lasting results.



## HANDSEWING FOR BEGINNERS: Guide On How To Hand-sew, Basting With Running Stitches, Patch Sewing And Ripped Seam by Lolly Brown


★ ★ ★ ★ ☆ 4.4 out of 5

Language : English  
File size : 564 KB  
Text-to-Speech : Enabled  
Screen Reader : Supported  
Enhanced typesetting : Enabled  
Print length : 14 pages  
Lending : Enabled



## Analyzing Sensory Data With Chapman Hall Crc The Series: A Comprehensive Guide

Sensory data analysis is a critical aspect of sensory science and product development. It involves the collection, processing, and interpretation...



## Spiritual Minded: A Daily Devotion for the Hip Hop Generation

Spiritual Minded is a daily devotion for the hip hop generation. It is a collection of 365 devotions that are written in a hip hop style and...