


An Enchanting Guide to Washing Heart Pavilion Poetry: Preserving the Fragility of Art

Heart Pavilion Poetry, an ancient art form hailing from the Orient, has captivated hearts for centuries with its exquisite beauty and intricate designs. These delicate creations are often inscribed on silk or paper and adorned with vibrant colors and shimmering gold leaf. However, preserving the fragile nature of Heart Pavilion Poetry requires a meticulous and specialized washing technique that has been passed down through generations.



How to Wash a Heart (Pavilion Poetry) by Bhanu Kapil

★★★★☆	4.5 out of 5
Language	: English
File size	: 388 KB
Text-to-Speech	: Enabled
Screen Reader	: Supported
Enhanced typesetting	: Enabled
Print length	: 51 pages
Paperback	: 67 pages
Item Weight	: 4.5 ounces
Dimensions	: 5 x 0.17 x 8 inches



In this comprehensive guide, we will embark on a journey to uncover the secrets of washing Heart Pavilion Poetry. We will delve into the history of this time-honored tradition, explore the materials and techniques involved, and provide step-by-step instructions for the delicate process of washing. By mastering the art of washing Heart Pavilion Poetry, you will not only

preserve these cherished works of art but also contribute to the preservation of a cultural heritage that has endured the sands of time.

Understanding the History and Significance of Heart Pavilion Poetry

Heart Pavilion Poetry originated in China during the Tang Dynasty (618-907 AD) as a form of artistic expression that celebrated the beauty of nature, love, and the human spirit. These poems were often written in the form of lyrical couplets or quatrains and inscribed on delicate paper or silk. The art form reached its peak of popularity during the Song Dynasty (960-1279 AD), when it became an integral part of courtly culture and was widely collected by scholars and nobles.

Heart Pavilion Poetry is characterized by its exquisite craftsmanship, featuring intricate designs, vibrant colors, and shimmering gold leaf. The poems are often adorned with motifs of flowers, birds, landscapes, and calligraphic flourishes. Each piece is a unique work of art that showcases the artistry and skill of the calligrapher.

Materials Required for Washing Heart Pavilion Poetry

- Specialized silk or paper washing solution
- Soft, lint-free cloths
- Large, clean basin
- Gloves
- Drying rack or flat surface
- Optional: Bamboo brush or cotton swabs for gently removing dirt or stains

Step-by-Step Instructions for Washing Heart Pavilion Poetry

1. Preparation:

1. Wear gloves to protect your hands from the washing solution.
2. Fill a large, clean basin with the specialized silk or paper washing solution.
3. Gently submerge the Heart Pavilion Poetry in the solution, avoiding any sudden movements that could damage the delicate fibers.

2. Washing:

1. Use soft, lint-free cloths to gently agitate the water around the Heart Pavilion Poetry, allowing the solution to penetrate the fibers and dissolve any dirt or stains.
2. Avoid rubbing or scrubbing, as this could damage the delicate surface of the poem.
3. If necessary, use a bamboo brush or cotton swabs to gently remove any stubborn dirt or stains. Be extremely careful not to apply too much pressure.

3. Rinsing:

1. Once the Heart Pavilion Poetry has been thoroughly washed, carefully lift it out of the solution and rinse it repeatedly with clean water until all traces of the washing solution have been removed.
2. Do not wring or twist the Heart Pavilion Poetry, as this could cause damage.

4. Drying:

1. Place the Heart Pavilion Poetry on a clean, dry towel or drying rack.
2. Gently pat the surface of the poem with a soft cloth to remove excess water.
3. Allow the Heart Pavilion Poetry to air dry completely in a cool, dry place away from direct sunlight or heat sources.


Preserving and Displaying Heart Pavilion Poetry

- Once the Heart Pavilion Poetry is completely dry, store it in a cool, dry place away from moisture and direct sunlight.
- Use acid-free archival paper or sleeves to protect the poem from dust and damage.
- Avoid framing the Heart Pavilion Poetry with glass, as this can cause condensation and damage the delicate fibers.
- If you wish to display the Heart Pavilion Poetry, use a shadowbox or other display case that provides protection from light, dust, and humidity.

Washing Heart Pavilion Poetry is a delicate and rewarding process that requires meticulous care and attention to detail. By following the steps outlined in this guide, you can preserve the beauty and longevity of these exquisite works of art, ensuring their enjoyment for generations to come.

As you embark on this journey, remember that each Heart Pavilion Poem is a unique expression of human creativity and beauty. By washing and preserving these delicate treasures, you are not only preserving a piece of

art but also contributing to the preservation of a cultural heritage that has endured the passage of time.



How to Wash a Heart (Pavilion Poetry) by Bhanu Kapil

★★★★☆ 4.5 out of 5

Language : English

File size : 388 KB

Text-to-Speech : Enabled

Screen Reader : Supported

Enhanced typesetting : Enabled

Print length : 51 pages


Paperback : 67 pages

Item Weight : 4.5 ounces

Dimensions : 5 x 0.17 x 8 inches


FREE

DOWNLOAD E-BOOK



Analyzing Sensory Data With Chapman Hall Crc The Series: A Comprehensive Guide

Sensory data analysis is a critical aspect of sensory science and product development. It involves the collection, processing, and interpretation...



Spiritual Minded: A Daily Devotion for the Hip Hop Generation

Spiritual Minded is a daily devotion for the hip hop generation. It is a collection of 365 devotions that are written in a hip hop style and...