


# Basic Aquarium Setup and Maintenance: Fish Keeping Made Easy

Aquarium keeping is a rewarding hobby that can bring joy and tranquility to your home. However, it's crucial to understand the basics of aquarium setup and maintenance to ensure the well-being of your aquatic pets. This comprehensive guide will provide you with everything you need to know, from choosing the right equipment to performing regular maintenance tasks.

## Choosing the Right Aquarium

The first step in setting up your aquarium is selecting the right tank. Consider the following factors:



### Marine Aquariums: Basic Aquarium Setup And Maintenance (Fish Keeping Made Easy) by Maureen Connolly

★★★★☆ 4.8 out of 5

Language : English  
File size : 6701 KB  
Text-to-Speech : Enabled  
Screen Reader : Supported  
Enhanced typesetting : Enabled  
Print length : 211 pages



- **Size:** The size of the tank depends on the number and size of fish you plan to keep. A good rule of thumb is to provide at least 1 gallon of water for every 1 inch of fish.

- **Shape:** Aquariums come in various shapes, such as rectangular, hexagonal, and bow-fronted. Choose a shape that fits your available space and aesthetic preferences.
- **Material:** Aquariums are typically made of glass or acrylic. Glass tanks are more durable, while acrylic tanks are lighter and more resistant to scratches.

## Essential Equipment

To create a thriving aquarium environment, you will need the following equipment:

- **Filtration system:** A filter removes toxins and debris from the water, ensuring the health of your fish.
- **Heater:** Most tropical fish require a constant water temperature, so a heater is essential to maintain the desired temperature range.
- **Thermometer:** A thermometer allows you to monitor the water temperature and adjust the heater accordingly.
- **Lighting:** Fish need light for photosynthesis and to regulate their daily cycle. Choose lighting that is designed for aquariums.

## Water Quality

Water quality is paramount for the well-being of your fish. Regularly check the following water parameters:

- **pH:** pH measures the acidity or alkalinity of the water and should be within the optimal range for your fish species.

- **Ammonia:** Ammonia is a toxic waste product produced by fish. High levels of ammonia can be fatal.
- **Nitrite:** Nitrite is another toxic waste product that can harm fish.
- **Nitrate:** Nitrate is a less toxic waste product that can accumulate in aquarium water over time.

## Water Changes

Regular water changes are essential for maintaining water quality. Remove 10-25% of the water every week and replace it with fresh, dechlorinated water. Use a siphon to remove water from the bottom of the tank, where debris accumulates.

## Feeding

The type and amount of food you feed your fish will depend on their species. In general, feed your fish small amounts several times a day rather than one large feeding. Avoid overfeeding, which can lead to water quality problems.

## Maintenance Tasks

In addition to water changes and feeding, perform the following maintenance tasks regularly:

- **Clean the filter:** The filter should be cleaned every 2-4 weeks to remove debris and maintain optimal filtration.
- **Clean the gravel:** Use a gravel vacuum to remove debris from the tank's substrate.

- **Check the heater and thermometer:** Ensure both are functioning correctly and adjust as needed.
- **Observe your fish:** Regularly observe your fish for any signs of illness or distress.

Setting up and maintaining an aquarium requires knowledge, effort, and regular care. By following the principles outlined in this guide, you can create a thriving aquarium that provides a beautiful and healthy environment for your fish. Remember, fish keeping should be an enjoyable experience that brings joy and satisfaction to you and your aquatic companions.


### **Additional Tips for Beginners**

- Start with a smaller tank and a few hardy fish species until you gain experience.
- Research the specific needs of your fish species, including water parameters, diet, and behavior.
- Quarantine new fish before adding them to your main tank to prevent the of diseases.
- Avoid overcrowding the tank and provide plenty of hiding places for your fish.
- Use live plants to create a more natural environment and help improve water quality.

**Marine Aquariums: Basic Aquarium Setup And Maintenance (Fish Keeping Made Easy)** by Maureen Connolly

★★★★☆ 4.8 out of 5

Language : English




File size : 6701 KB  
Text-to-Speech : Enabled  
Screen Reader : Supported  
Enhanced typesetting : Enabled  
Print length : 211 pages



## Education And Peace Montessori 10: Where Learning Flourishes in a Haven of Harmony

A Symphony of Learning and Well-being Amidst the hustle and bustle of the modern world, there exists a sanctuary where learning and peace intertwine seamlessly&mdash;Education...



## Unveiling the Wonders of Language and Literacy Development: A Comprehensive Guide

Language and literacy are fundamental aspects of human development that allow us to communicate, learn, and connect with the world around us. The journey...