


Braiding Solutions for the Kumihimo Disc: A Comprehensive Guide to Mastering the Art of Japanese Lace Braiding



Braiding with Beads 2: Braiding Solutions for the Kumihimo Disk by Karen DeSousa

★★★★☆ 4.2 out of 5

Language : English
File size : 25618 KB
Text-to-Speech : Enabled
Enhanced typesetting : Enabled
Print length : 85 pages
Lending : Enabled
Screen Reader : Supported



: Unveiling the Enchanting World of Kumihimo

Embark on an extraordinary journey into the realm of Kumihimo, an ancient Japanese art form that translates to "gathered threads." With its roots in the 6th century, Kumihimo has been captivating artisans and enthusiasts alike with its intricate and mesmerizing braids. Traditionally crafted using a specialized device known as a Kumihimo disc, this technique intertwines threads to create vibrant and versatile laces, cords, and embellishments.

Exploring the Kumihimo Disc: A Gateway to Braiding Mastery

The Kumihimo disc, with its circular shape and evenly spaced notches, serves as the foundation for Kumihimo braiding. This ingenious tool guides the threads, ensuring precise and consistent braiding patterns. Available in

varying sizes and materials, each disc accommodates a specific number of threads. Choose the disc size that aligns with your desired braid width and the number of threads you plan to incorporate.

Unveiling the Braiding Solutions: A Journey Through Techniques

Kumihimo braiding encompasses a diverse range of techniques, each offering unique aesthetic qualities. The most fundamental technique, Marudai, employs a specialized stand to suspend the Kumihimo disc and facilitate continuous braiding. Other techniques include Takadai, which utilizes a tabletop frame, and Ayatakazari, known for its intricate embellishments and beading. Explore these techniques to discover their nuances and find the approach that resonates with your style.

Embracing the Spectrum of Threads: A Symphony of Colors and Textures

The choice of threads plays a pivotal role in shaping the character of your Kumihimo braids. Silk, renowned for its lustrous sheen and vibrant hues, is a classic choice. Cotton offers a soft and absorbent option, while nylon provides durability and resistance to fading. Experiment with various thread types, including metallic threads for a touch of sparkle and variegated threads for captivating color transitions. The thickness and texture of your threads will impact the overall weight and drape of your braids.

Mastering the Art of Beading: Adorning Braids with Shimmering Delights

Incorporate the elegance of beads into your Kumihimo creations to elevate their visual appeal. Choose beads that complement the colors and textures of your threads. Seed beads, with their petite size, are ideal for intricate designs, while larger beads create bolder accents. Experiment with

different beading techniques, such as stringing beads onto the threads before braiding or adding beads as you braid. Let your creativity soar as you adorn your braids with shimmering embellishments.

Discovering a World of Patterns: Unleashing the Potential of Kumihimo

The beauty of Kumihimo lies in its endless possibilities for creating unique patterns. From simple stripes to complex geometric designs, the combinations of threads and techniques are limitless. Explore braiding charts and tutorials to discover a vast array of patterns. Experiment with different color combinations, thread weights, and beading to personalize your braids. The world of Kumihimo patterns awaits your imagination and ingenuity.


DIY Jewelry and Accessories: Embracing the Versatility of Kumihimo

The versatility of Kumihimo extends far beyond traditional Japanese attire. Its intricate braids lend themselves beautifully to a wide range of DIY jewelry and accessories. Create stunning necklaces, bracelets, earrings, and hair ornaments that showcase your unique style. Incorporate Kumihimo braids into belts, bags, and home décor items to add a touch of handcrafted charm. Let your creativity guide you as you transform Kumihimo braids into wearable art and stylish additions to your surroundings.

: Embarking on a Journey of Creativity and Cultural Enrichment

The world of Kumihimo braiding is an invitation to embrace creativity, explore cultural traditions, and connect with the beauty of handcrafted art. Whether you are a seasoned artisan or a curious beginner, the Kumihimo

disc holds the key to unlocking a realm of endless possibilities. Dive into the techniques, experiment with materials, and let your imagination guide you as you create stunning braids that celebrate the vibrant heritage of Japanese lace making.



Braiding with Beads 2: Braiding Solutions for the Kumihimo Disk by Karen DeSousa


★★★★☆ 4.2 out of 5

Language : English
File size : 25618 KB
Text-to-Speech : Enabled
Enhanced typesetting : Enabled
Print length : 85 pages
Lending : Enabled
Screen Reader : Supported



Analyzing Sensory Data With Chapman Hall Crc The Series: A Comprehensive Guide

Sensory data analysis is a critical aspect of sensory science and product development. It involves the collection, processing, and interpretation...



Spiritual Minded: A Daily Devotion for the Hip Hop Generation

Spiritual Minded is a daily devotion for the hip hop generation. It is a collection of 365 devotions that are written in a hip hop style and...