


Create Your Own Shopify Store And Learn To Start An Online Marketing Business

Are you looking to start your own online business? If so, then you need to learn how to create a Shopify store. Shopify is a leading e-commerce platform that makes it easy to create and manage an online store.



Online Store Empire: Create Your Own Shopify Store and Learn to Start an Online Marketing Business via Facebook Ads & Supplement Selling Research

by Diana Kanan

★★★★☆ 4 out of 5

Language	: English
File size	: 6414 KB
Text-to-Speech	: Enabled
Enhanced typesetting	: Enabled
Word Wise	: Enabled
Lending	: Enabled
Screen Reader	: Supported
Print length	: 91 pages
Hardcover	: 400 pages
Item Weight	: 1.63 pounds
Dimensions	: 6.69 x 0.81 x 9.61 inches



In this article, we will teach you everything you need to know about creating a Shopify store, from choosing a domain name to setting up your payment gateway. We will also provide you with some tips on how to start an online marketing business.

Choose a Domain Name

The first step to creating a Shopify store is to choose a domain name. Your domain name is the address of your store on the internet. It is important to choose a domain name that is easy to remember and relevant to your business.

When choosing a domain name, you should keep the following in mind:

- **Make it short and easy to remember.**
- **Choose a domain name that is relevant to your business.**
- **Avoid using hyphens or numbers in your domain name.**
- **Consider using a .com or .net domain extension.**

Once you have chosen a domain name, you can register it with a domain registrar. Some popular domain registrars include GoDaddy, Namecheap, and Network Solutions.

Set Up Your Shopify Store

Once you have registered your domain name, you can start setting up your Shopify store. To do this, you will need to create a Shopify account and choose a plan. Shopify offers three plans: Basic Shopify, Shopify, and Advanced Shopify.

The Basic Shopify plan is the most basic plan and costs \$29 per month. It includes all of the essential features you need to create and manage an online store. The Shopify plan costs \$79 per month and includes additional features such as gift cards, abandoned cart recovery, and professional reports. The Advanced Shopify plan costs \$299 per month and includes all

of the features of the Shopify plan, plus additional features such as third-party shipping discounts, advanced inventory management, and fraud analysis.

Once you have chosen a plan, you can start setting up your store. To do this, you will need to provide Shopify with your business information, add products, and set up your payment gateway.

Add Products

The next step is to add products to your store. To do this, you will need to create product listings. Each product listing should include a product title, description, price, and image. You can also add additional information to your product listings, such as product specifications, shipping information, and warranty information.

Set Up Your Payment Gateway

Once you have added products to your store, you need to set up your payment gateway. A payment gateway is a service that allows you to accept payments from customers. Shopify supports a variety of payment gateways, including PayPal, Stripe, and Authorize.Net.

To set up your payment gateway, you will need to create an account with the payment gateway provider. Once you have created an account, you will need to provide Shopify with your payment gateway credentials.

Start An Online Marketing Business

Once you have created your Shopify store, you can start marketing your business. There are a number of different ways to market your business online, including:

- **Social Media Marketing**
- **Search Engine Optimization**
- **Content Marketing**
- **Email Marketing**
- **Paid Advertising**

Each of these marketing channels has its own advantages and disadvantages. It is important to choose the marketing channels that are most relevant to your business.

Starting your own Shopify store and online marketing business is a great way to earn money and be your own boss. By following the steps in this article, you can create a successful online business that will help you achieve your goals.



Online Store Empire: Create Your Own Shopify Store and Learn to Start an Online Marketing Business via Facebook Ads & Supplement Selling Research


by Diana Kanan

★★★★☆ 4 out of 5

Language : English
 File size : 6414 KB
 Text-to-Speech : Enabled
 Enhanced typesetting : Enabled
 Word Wise : Enabled
 Lending : Enabled
 Screen Reader : Supported
 Print length : 91 pages
 Hardcover : 400 pages
 Item Weight : 1.63 pounds
 Dimensions : 6.69 x 0.81 x 9.61 inches


FREE

DOWNLOAD E-BOOK



Analyzing Sensory Data With Chapman Hall Crc The Series: A Comprehensive Guide

Sensory data analysis is a critical aspect of sensory science and product development. It involves the collection, processing, and interpretation...



Spiritual Minded: A Daily Devotion for the Hip Hop Generation

Spiritual Minded is a daily devotion for the hip hop generation. It is a collection of 365 devotions that are written in a hip hop style and...