


# Leopard Gecko Care Guide: The Ultimate Resource for Beginner and Experienced Reptile Keepers



LEOPARD GECKO Care Guide: Ultimate Beginners step by step guide to breed and care for your Leopard

**Gecko** by Frederick M. Hess

★★★★★ 5 out of 5

Language : English  
File size : 332 KB  
Text-to-Speech : Enabled  
Enhanced typesetting : Enabled  
Print length : 14 pages  
Lending : Enabled  
Screen Reader : Supported



If you're considering sharing your home with a fascinating and captivating reptile, the leopard gecko should be high on your list. Known for their striking patterns, a wide range of color morphs, and docile nature, leopard geckos make excellent companions for reptile enthusiasts of all levels.

## Leopard Gecko Habitat: Creating an Optimal Environment

Providing a suitable habitat is crucial for the well-being and longevity of your leopard gecko. Here are the essential elements to consider:

### Enclosure Size and Type

Leopard geckos require an enclosure that offers ample space for movement, exploration, and thermoregulation. A 20-gallon tank is the minimum size recommended for a single adult leopard gecko, while a 40-gallon or larger enclosure is ideal for multiple geckos or a larger individual.

Choose an enclosure made of glass or clear plastic, as this allows for easy observation and monitoring. The enclosure should have a secure lid to prevent escape and ensure proper ventilation.

## **Substrate**

The substrate, or bedding, plays a vital role in maintaining a clean and comfortable environment for your leopard gecko. Suitable substrate options include:

- **Paper towels:** Easy to clean and replace, making them ideal for hatchlings and during quarantine.
- **Reptile carpet:** Washable and durable, but can be difficult to clean thoroughly and may harbor bacteria.
- **Tile:** Non-porous, easy to clean, and provides a smooth surface for your gecko to move around on.
- **Natural soil:** Requires frequent cleaning but can mimic the gecko's natural habitat. Use with caution to prevent impaction.

## **Hides**

Leopard geckos need hiding places to feel secure and protected. Provide at least two hides: one warm hide on the warmer side of the enclosure and one cool hide on the cooler side. Hides can be made from a variety of

materials, such as cardboard boxes, plastic containers, or commercial reptile hides.

## **Lighting and Heating**

Leopard geckos are diurnal, meaning they are active during the day. They benötigen both ultraviolet (UV) light and a heat source to maintain optimal health and well-being. A 12-hour light cycle is recommended, with a basking spot temperature of 95-100°F (35-38°C) on the warm side of the enclosure. The cool side of the enclosure should maintain a temperature of 75-80°F (24-27°C).

Provide a UV light source, such as a compact fluorescent bulb or a linear tube, for 10-12 hours per day. UV light helps leopard geckos metabolize calcium and prevent metabolic bone disease.

## **Humidity**

Leopard geckos come from arid environments, so the humidity in their enclosure should be kept low. A humidity level of 30-40% is ideal. To maintain this level, provide a small, shallow water dish and occasionally mist the enclosure with water.

## **Leopard Gecko Diet: Ensuring Proper Nutrition**

A balanced diet is essential for a healthy leopard gecko. Here's what you need to know about their nutritional needs:

### **Live Insects**

Live insects are the primary food source for leopard geckos. Appropriate insect prey includes crickets, Dubai roaches, and mealworms. Dust live

insects with calcium powder and vitamin D3 supplement at every feeding to ensure your gecko is getting the necessary nutrients.

## **Feeder Frequency**

Adult leopard geckos can be fed every 2-3 days, while hatchlings and juveniles may need to eat more frequently. Start by offering your gecko 5-10 insects per feeding and adjust the amount based on their appetite and weight.

## **Supplements**

In addition to live insects, leopard geckos may also benefit from occasional calcium and vitamin D3 supplements. Follow the instructions on the supplement label carefully to avoid overdosing.

## **Leopard Gecko Handling: Safe and Gentle Interactions**

Leopard geckos are generally docile and easy to handle when approached properly. Follow these guidelines to ensure a safe and positive experience:

### **Approach with Caution**

Leopard geckos can be startled easily, so approach them slowly and calmly. Avoid making any sudden movements.

### **Support Their Body**

When picking up your leopard gecko, support their entire body with one hand. Use your other hand to gently cup their tail for additional support.

### **Handle for Short Durations**

Limit handling sessions to 10-15 minutes to avoid stressing your gecko. If they show signs of discomfort, such as puffing up or twitching their tail, gently place them back in their enclosure.

## **Wash Your Hands**

Always wash your hands before and after handling your leopard gecko to prevent the spread of germs.

## **Leopard Gecko Health: Recognizing Signs and Seeking Care**

Regular monitoring and preventive care are crucial for maintaining the health and well-being of your leopard gecko. Here's what to look for and what to do:

### **Signs of Health**

A healthy leopard gecko is:

- Active and responsive
- Has a strong appetite
- Has clear eyes and nares (nostrils)
- Has a clean, smooth tail
- Sheds regularly

### **Signs of Illness**

If you notice any of the following signs, contact a reptile veterinarian immediately:

- Lethargy or weakness


- Loss of appetite
- Discharge from the eyes or nares
- Swollen or discolored tail
- Difficulty shedding

## Veterinary Care

Regular veterinary checkups are essential for monitoring your leopard gecko's health and detecting any potential issues early on. Schedule an appointment with a reptile veterinarian at least once a year for a thorough examination and fecal test.

Leopard geckos are captivating and rewarding companions that can bring years of joy and companionship. By providing an optimal habitat, ensuring a balanced diet, handling them safely, and maintaining their health, you can create a thriving environment for your beloved pet to flourish and live a long and healthy life.

Whether you're a beginner or an experienced reptile keeper, the leopard gecko care guide provided here will empower you with the knowledge and confidence to provide exceptional care for your scaly friend. Embrace the unique beauty and fascinating nature of leopard geckos and embark on an unforgettable journey filled with companionship and discovery.



## LEOPARD GECKO Care Guide: Ultimate Beginners step by step guide to breed and care for your Leopard


**Gecko** by Frederick M. Hess

★★★★★ 5 out of 5

Language : English


File size : 332 KB

Text-to-Speech : Enabled  
Enhanced typesetting: Enabled  
Print length : 14 pages  
Lending : Enabled  
Screen Reader : Supported



## Analyzing Sensory Data With Chapman Hall Crc The Series: A Comprehensive Guide

Sensory data analysis is a critical aspect of sensory science and product development. It involves the collection, processing, and interpretation...



## Spiritual Minded: A Daily Devotion for the Hip Hop Generation

Spiritual Minded is a daily devotion for the hip hop generation. It is a collection of 365 devotions that are written in a hip hop style and...