


Mastering the Violin: Proven Strategies, Techniques, and Tips for Rapid Learning and Success

Unlocking the enchanting melodies of the violin is a journey that requires dedication, perseverance, and the right guidance. Whether you're a complete novice or an aspiring virtuoso, embracing effective learning strategies and techniques can elevate your progress and maximize your chances of success.

1. Establish a Solid Foundation

The cornerstone of proficient violin playing lies in establishing a strong foundation. This involves:



Success with the Violin and Life: Strategies, Techniques & Tips for Learning Quickly and Doing Well (Violin Success Series) by Ruth Shilling

★★★★☆ 4.8 out of 5

Language : English
File size : 6477 KB
Text-to-Speech : Enabled
Screen Reader : Supported
Enhanced typesetting : Enabled
Word Wise : Enabled
Print length : 274 pages
Lending : Enabled



- **Choosing the Right Violin:** Opt for a violin that is proportionate to your body size and playing style. Consider factors like scale length, string tension, and tone quality.
- **Proper Posture and Technique:** Maintain an upright posture with relaxed shoulders, a firm grip on the bow, and a comfortable finger placement. Employ correct bowing techniques for smooth and controlled sound production.
- **Developing Finger Dexterity:** Engage in exercises that enhance finger flexibility, strength, and coordination. Master scales and fingerings to improve accuracy and dexterity.

2. Structure Your Practice Effectively

Structured practice is crucial for efficient progress. Here are some tips:

- **Set Realistic Goals:** Establish achievable practice targets that gradually challenge your abilities. Focus on specific aspects of playing, such as intonation, rhythm, or fingerings.
- **Regularity and Consistency:** Dedicate regular time to practice, even if it's for short intervals. Consistency is key to building muscle memory and technique.

li>**Active Listening:** Pay close attention to your playing and identify areas for improvement. Utilize recordings or a practice companion for feedback and guidance.

3. Embrace Effective Teaching Methods

A qualified violin teacher can expedite your learning journey. Consider these factors when selecting an instructor:

- **Credentials and Experience:** Opt for a teacher with relevant qualifications, extensive experience, and a proven track record of success.
- **Teaching Style:** Find a teacher who aligns with your learning style and fosters a supportive and encouraging environment.
- **Lesson Structure:** Ensure that lessons cover essential elements such as technique, theory, repertoire, and performance skills.

4. Unlock the Power of Technology

Incorporating technology into your violin practice can be transformative:

- **Metronomes:** Utilize metronomes to improve rhythm and timing. Practice playing scales, etudes, and pieces with a consistent tempo.
- **Tuning Apps:** Access accurate tuning apps on your smartphone or tablet. Keep your violin in perfect tune for precise intonation.
- **Online Resources:** Explore online video lessons, tutorials, and interactive exercises to supplement your practice and enhance your playing.

5. Harness the Power of Mindful Practice

Cultivate mindfulness to optimize your practice:

- **Focus and Concentration:** Engage fully in your practice sessions, minimizing distractions and focusing on the task at hand.

- **Break Down Challenges:** Decompose difficult passages or techniques into smaller, manageable chunks. Master each part before combining them.
- **Self-Reflection:** Take time to reflect on your progress and identify areas for further improvement. Seek feedback from your teacher or peers to gain valuable insights.
- **Embrace the Journey:** Enjoy the process of learning and playing the violin. Approach practice with enthusiasm and a desire for continuous growth.


6. Seek Opportunities for Performance

Regular performances enhance your technical abilities and stage presence:

- **Recitals and Concerts:** Participate in recitals or concerts organized by your teacher, community, or school.
- **Chamber Ensembles:** Join a chamber group to develop ensemble skills and enhance your ability to blend with others.
- **Orchestras:** Consider auditioning for orchestras to gain valuable experience and collaborate with fellow musicians.
- **Informal Performances:** Share your music with friends, family, or at open mic nights to build confidence and refine your performance skills.

Mastering the violin is a rewarding endeavor that requires a multifaceted approach. By embracing proven strategies, techniques, and tips, you can establish a solid foundation, structure your practice effectively, harness the power of technology, cultivate mindfulness, and seek opportunities for


performance. With dedication, perseverance, and a love for music, you can unlock the beauty of the violin and achieve your playing aspirations.



Success with the Violin and Life: Strategies, Techniques & Tips for Learning Quickly and Doing Well (Violin Success Series) by Ruth Shilling


★★★★☆ 4.8 out of 5

Language : English
File size : 6477 KB
Text-to-Speech : Enabled
Screen Reader : Supported
Enhanced typesetting : Enabled
Word Wise : Enabled
Print length : 274 pages
Lending : Enabled



Analyzing Sensory Data With Chapman Hall Crc The Series: A Comprehensive Guide

Sensory data analysis is a critical aspect of sensory science and product development. It involves the collection, processing, and interpretation...



Spiritual Minded: A Daily Devotion for the Hip Hop Generation

Spiritual Minded is a daily devotion for the hip hop generation. It is a collection of 365 devotions that are written in a hip hop style and...