


# Unveiling the Exquisite Half Moon Cowl Crochet Pattern: A Comprehensive Guide

Prepare yourself for a delightful crochet adventure as we embark on unraveling the Half Moon Cowl Crochet Pattern. This enchanting accessory, boasting an elegant half moon shape, will wrap you in warmth and style this winter. Whether you're a seasoned crocheter or a budding enthusiast, this comprehensive guide will equip you with the knowledge and skills to create a stunning half moon cowl that will turn heads.



## Half Moon Cowl Crochet Pattern by Alina Owais

★★★★★ 5 out of 5

Language : English  
File size : 6536 KB  
Text-to-Speech : Enabled  
Screen Reader : Supported  
Enhanced typesetting : Enabled  
Print length : 14 pages  
Lending : Enabled



## Pattern Details

- **Skill Level:** Beginner
- **Materials:** Worsted weight yarn (2 skeins), crochet hook size H/8 (5 mm)
- **Finished Size:** Approximately 30 inches in circumference and 8 inches in height

- **Stitches Used:** Single crochet, double crochet, half double crochet

## Step-by-Step Instructions

### Foundation Row

1. Chain 81.
2. Single crochet in the 2nd chain from the hook and in each chain across. (80 single crochets)

### Row 1

1. Chain 1 (does not count as a stitch).
2. Double crochet in the next stitch and in each stitch across. (80 double crochets)

### Row 2

1. Chain 1 (does not count as a stitch).
2. Half double crochet in the next stitch and in each stitch across. (80 half double crochets)

### Rows 3-10

1. Repeat Row 2 nine more times.

### Decrease Rows

1. **Row 11:** Chain 1 (does not count as a stitch). Half double crochet in the next 3 stitches. \*Skip the next stitch, half double crochet in the next 2 stitches. Repeat from \* across. (60 half double crochets)
2. **Row 12:** Chain 1 (does not count as a stitch). Half double crochet in the next 3 stitches. \*Skip the next 2 stitches, half double crochet in the

next 2 stitches. Repeat from \* across. (40 half double crochets)

3. **Row 13:** Chain 1 (does not count as a stitch). Half double crochet in the next 3 stitches. \*Skip the next 3 stitches, half double crochet in the next 2 stitches. Repeat from \* across. (30 half double crochets)
4. **Row 14:** Chain 1 (does not count as a stitch). Half double crochet in the next 3 stitches. \*Skip the next 4 stitches, half double crochet in the next 2 stitches. Repeat from \* across. (24 half double crochets)
5. **Row 15:** Chain 1 (does not count as a stitch). Half double crochet in the next 3 stitches. \*Skip the next stitch, half double crochet in the next 2 stitches. Repeat from \* across. (18 half double crochets)
6. **Row 16:** Chain 1 (does not count as a stitch). Half double crochet in the next 3 stitches. \*Skip the next stitch, half double crochet in the next 2 stitches. Repeat from \* across. (12 half double crochets)
7. **Row 17:** Chain 1 (does not count as a stitch). Half double crochet in the next 3 stitches. \*Skip the next



## Half Moon Cowl Crochet Pattern by Alina Owais


★★★★★ 5 out of 5

Language : English  
File size : 6536 KB  
Text-to-Speech : Enabled  
Screen Reader : Supported  
Enhanced typesetting : Enabled  
Print length : 14 pages  
Lending : Enabled

FREE


DOWNLOAD E-BOOK





## Analyzing Sensory Data With Chapman Hall Crc The Series: A Comprehensive Guide

Sensory data analysis is a critical aspect of sensory science and product development. It involves the collection, processing, and interpretation...



## Spiritual Minded: A Daily Devotion for the Hip Hop Generation

Spiritual Minded is a daily devotion for the hip hop generation. It is a collection of 365 devotions that are written in a hip hop style and...